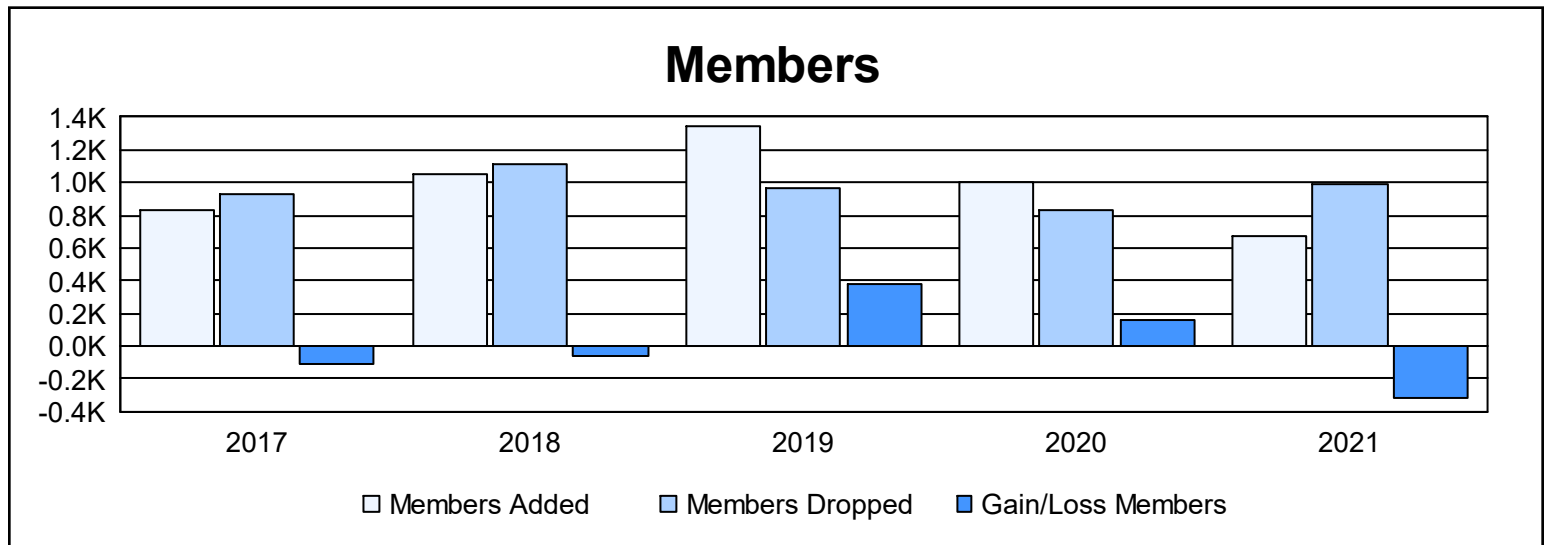
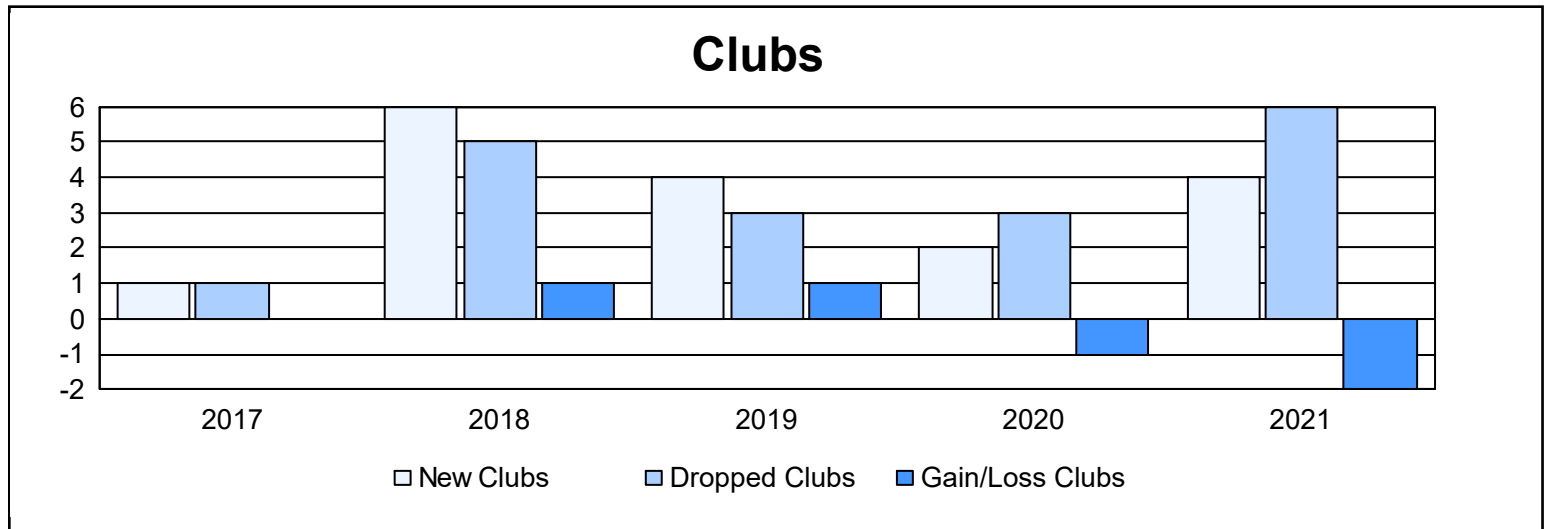
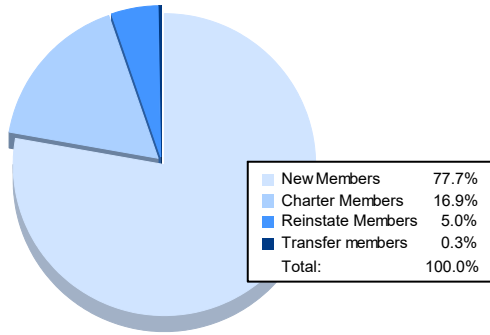


Year	New Clubs	Dropped Clubs	Gain/ Loss Clubs	New Members	Charter Members	Reinstate Members	Transfer Members	Total Member Added	Total Members Dropped	Gain/ Loss Members
2016-2017	1	1	0	739	39	46	3	827	935	-108
2017-2018	6	5	1	815	166	68	6	1,055	1,112	-57
2018-2019	4	3	1	1,181	112	50	3	1,346	965	381
2019-2020	2	3	-1	874	93	29	4	1,000	837	163
2020-2021	4	6	-2	524	114	34	2	674	990	-316
Average	3	4	0	827	105	45	4	980	968	13



Membership Composition June 2021 Cumulative



Gender Composition June 2021 Cumulative

